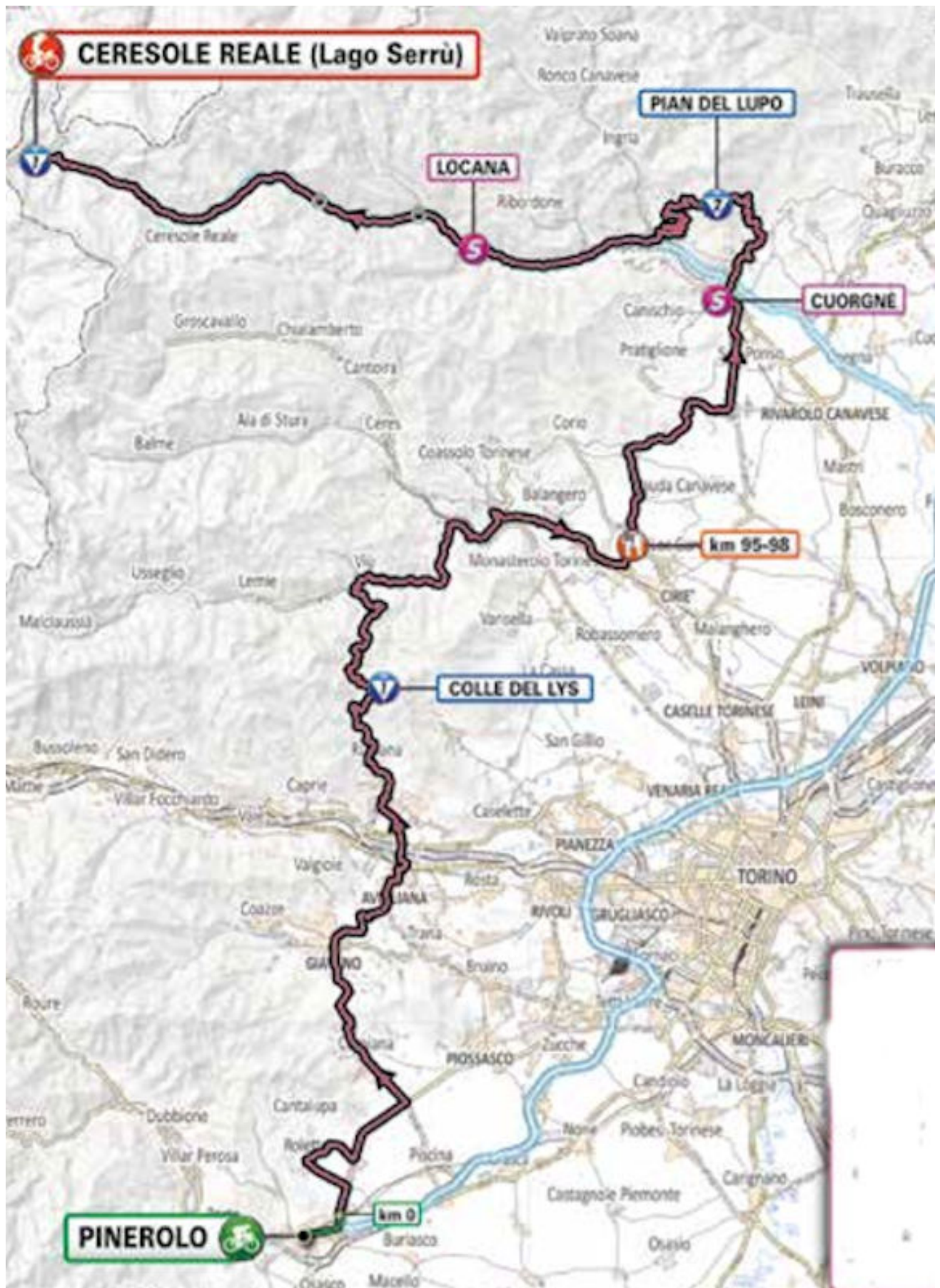




CERESOLE REALE (Lago Serrù)



PIAN DEL LUPO

LOCANA

CUORGNE

km 95-98

COLLE DEL LYS

PINEROLO

km 0

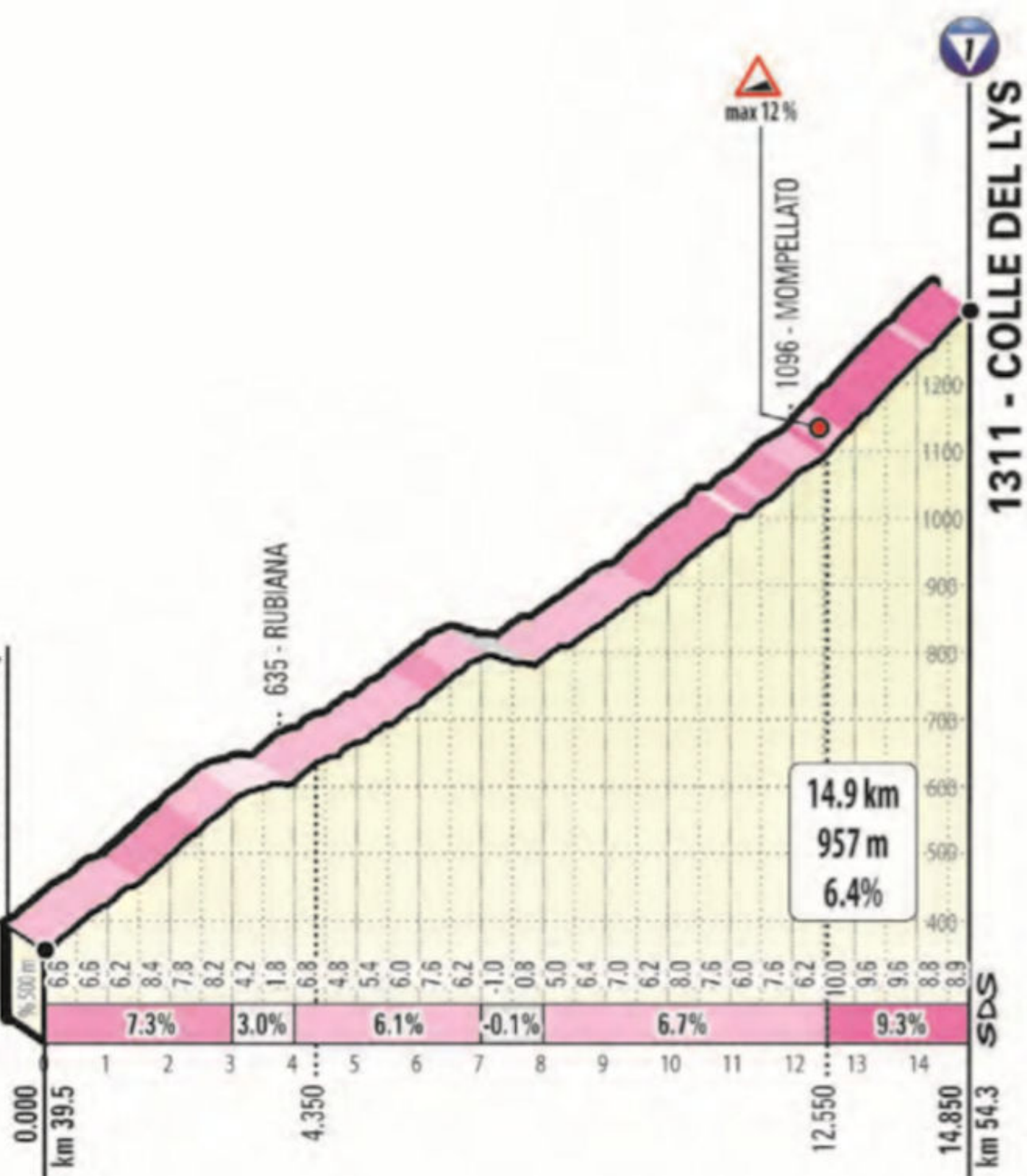
337 - PINEROLO



2247 - CERESOLE REALE (Lago Serrù)

sds

354 - ALMESE
(inizio abitato)

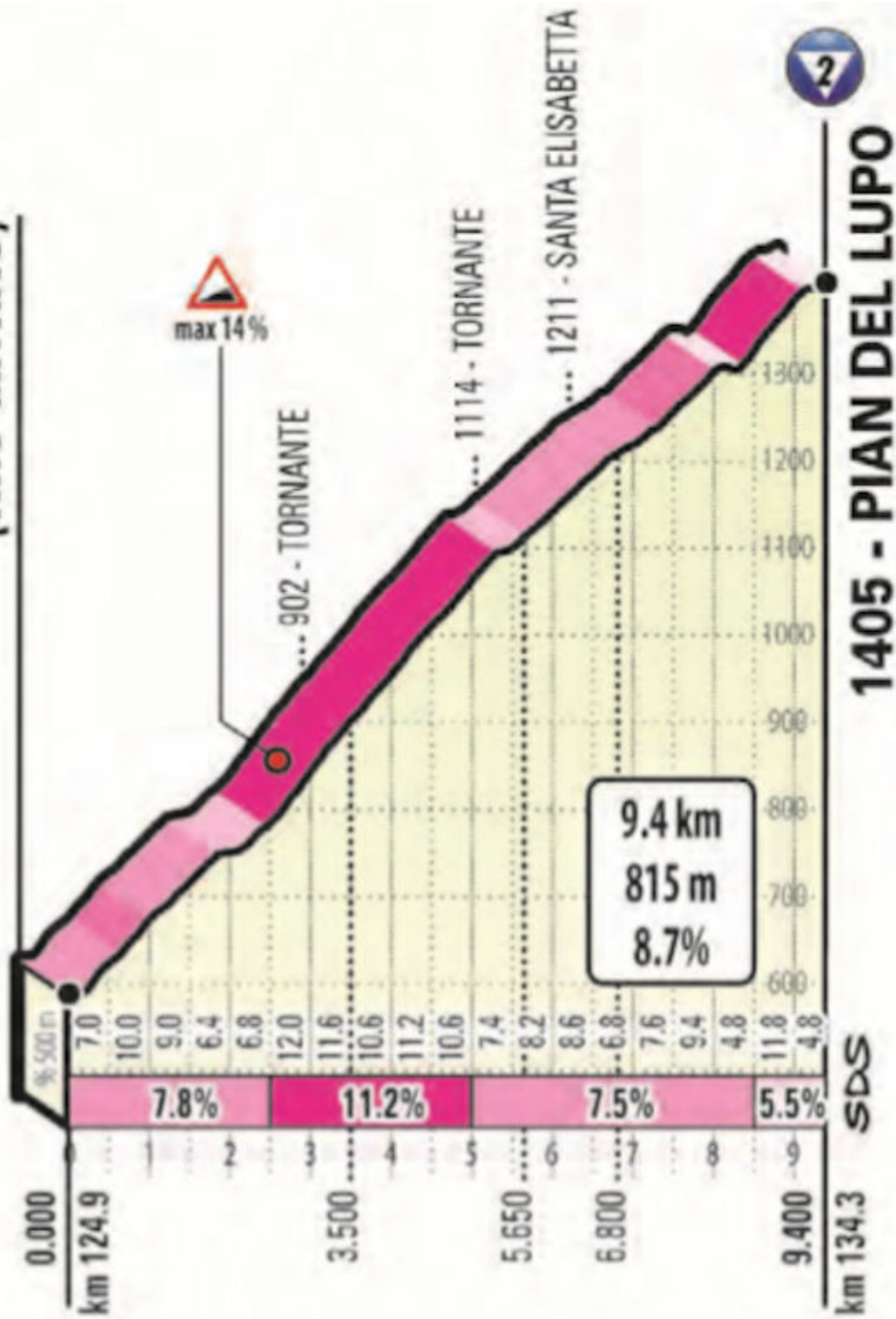


0.000
km 39.5

14.850
km 54.3

SDS

590 - COLLERETTO CASTELNUOVO (fine abitato)



1051 - NOASCA (inizio abitato)



2247 - LAGO SERRÙ

SDS



col del Lys

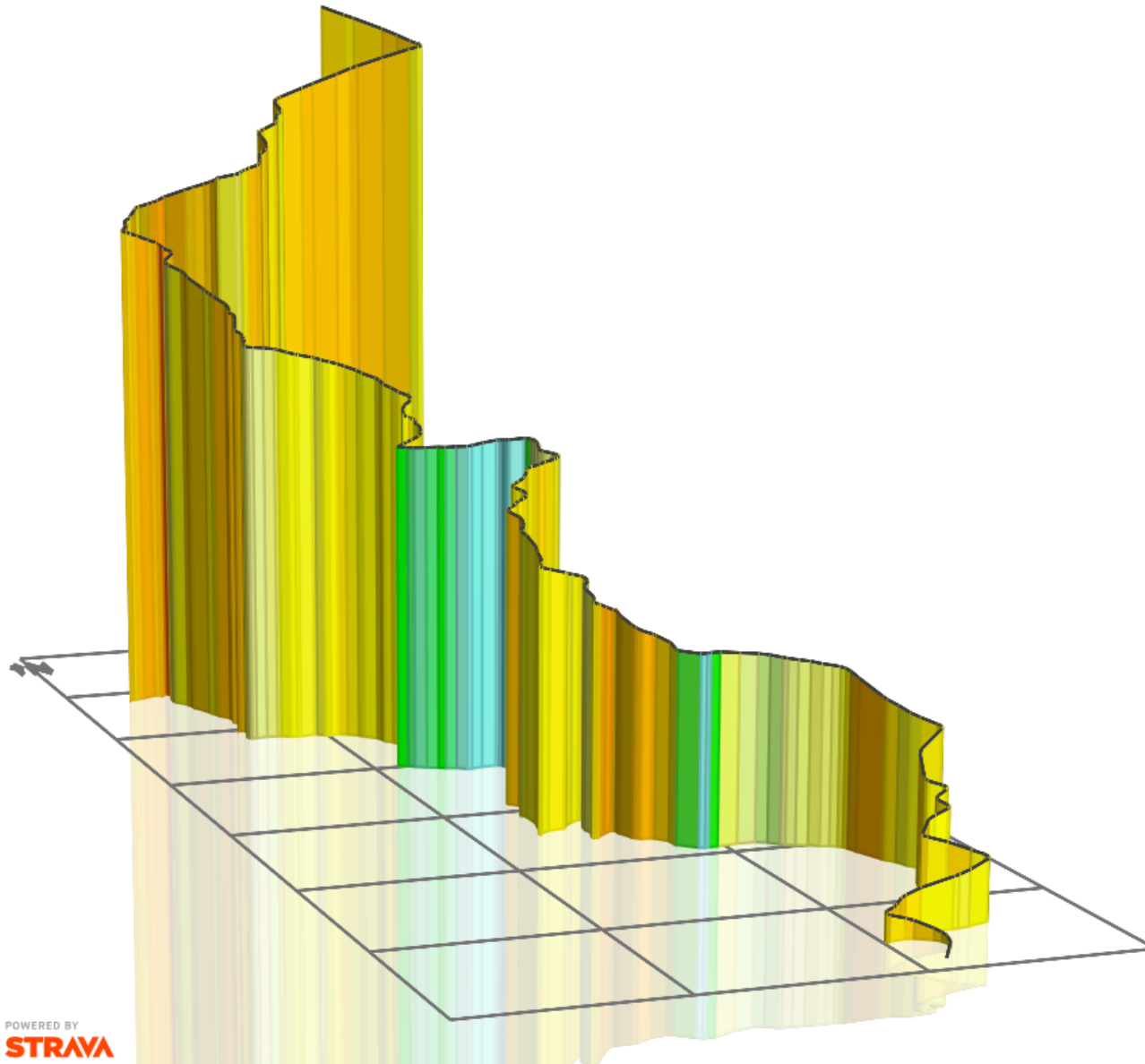
3D

2D

Spin

3D Print

13.6km at 7.0%



veloviewer POWERED BY STRAVA

25%
10%
0%
-10%
(Grid: 1 km) -25%

[View full details on veloviewer](#)

Col del Lys is 13.5km at 7%. This is the nice way to open up the legs! A long period of flat follows, before the going starts to get tough.

PIAN DEL LUPO (9 km 8.8%)

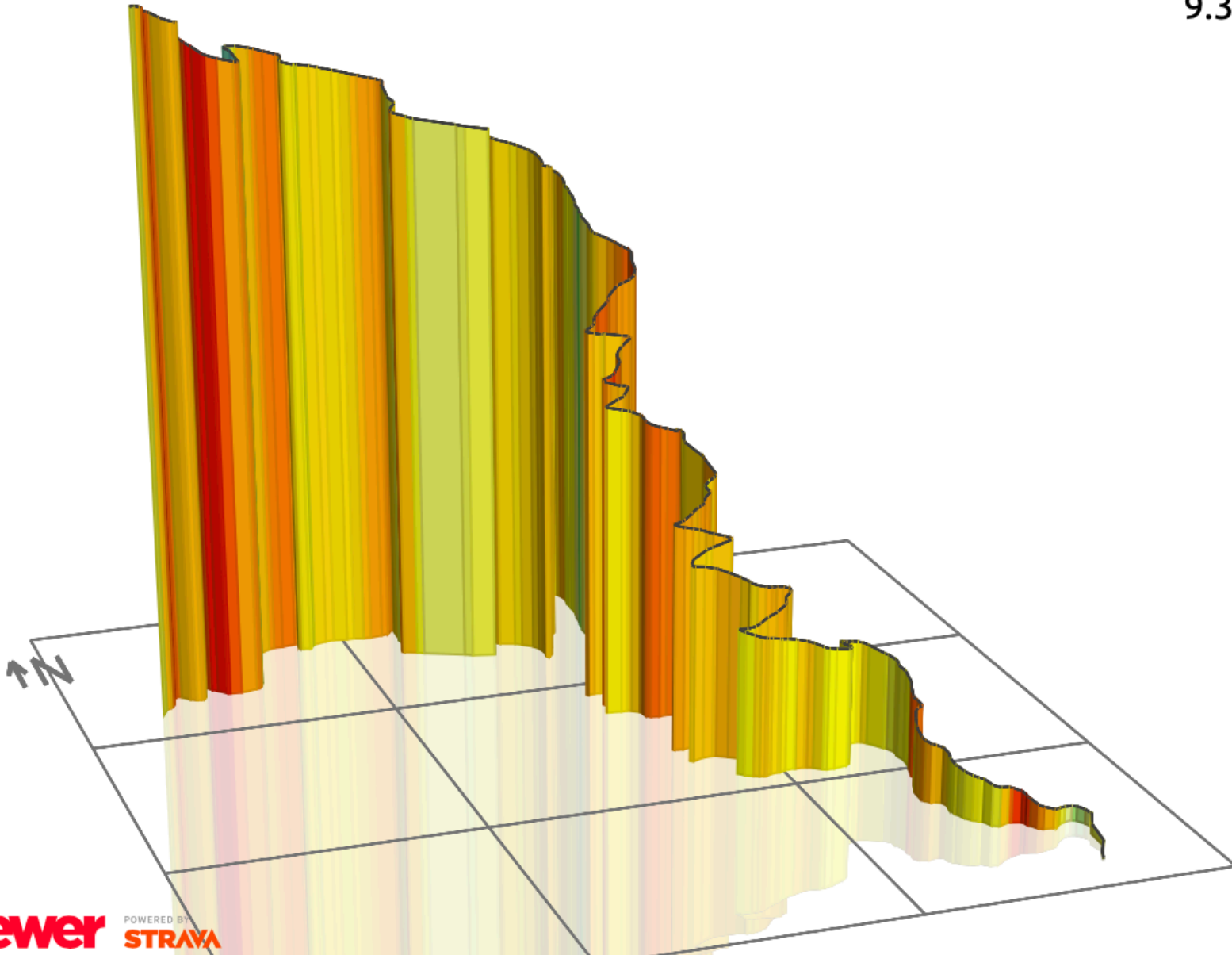
3D

2D

Spin

3D Print

9.3km at 8.6%



veloviewer POWERED BY STRAVA

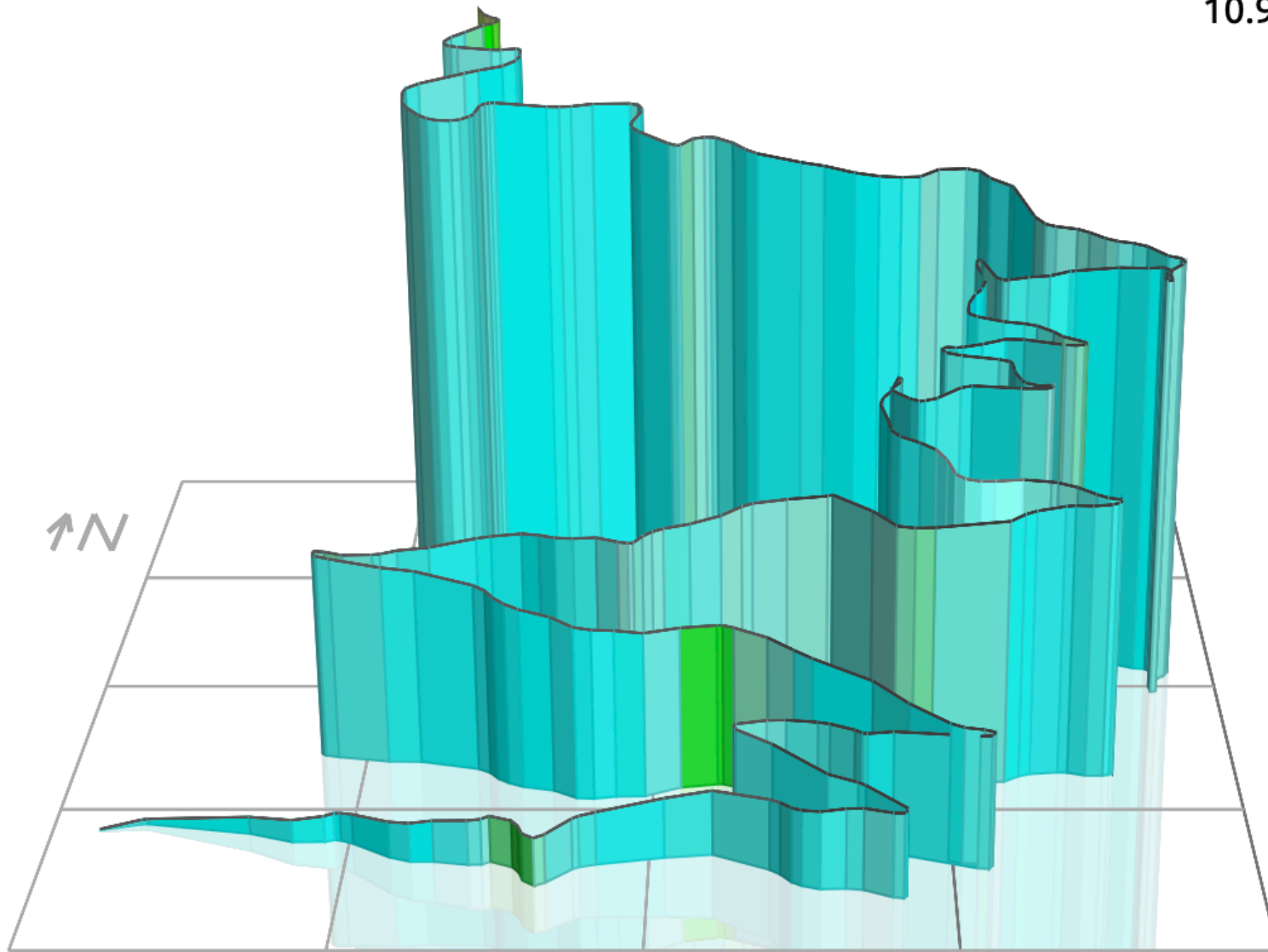
View full details on [veloviewer](#)

Pian del Lupo can be classified in many ways, the hardest section is 9.2km at 8.6%.

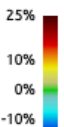
Discesa Frassinetto

[3D](#)[2D](#)[Spin](#)[3D Print](#)

10.9km at -5.0%



veloviewer POWERED BY **STRAVA**



(Grid: 0.5 km) -25%

[View full details on veloviewer](#)

The descent off the mountain is a little beauty, with many hairpin bends. This can certainly be used to stretch out the bunch and put some GC riders into difficulty. It bounces straight into the long grind up to the finishing line.

S&S 2018

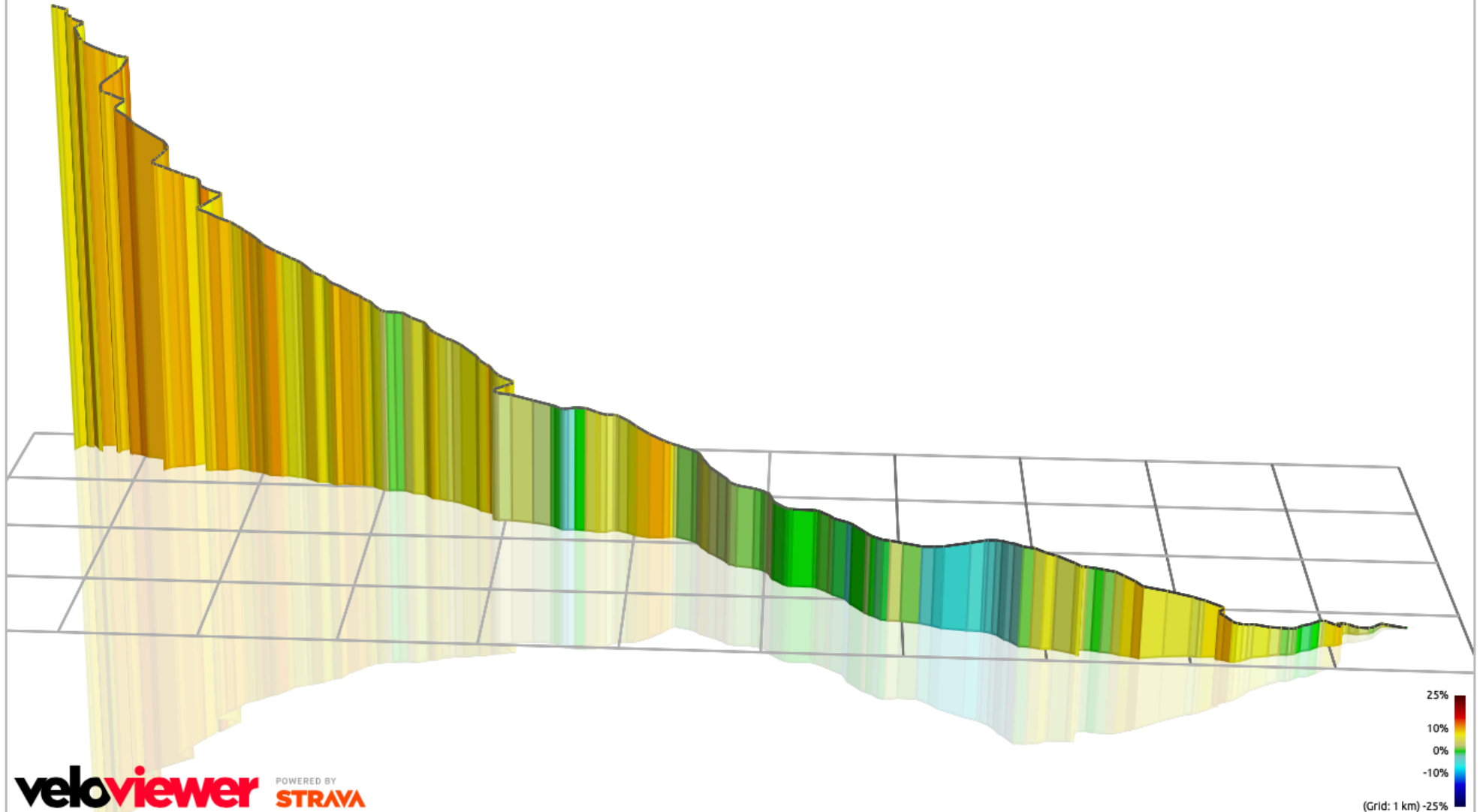
3D

2D

Spin

3D Print

14.6km at 5.0%



The final 14.6km rises at an average of 5.1%, but the last 4.6km of the stage rises at 9.4%, with the final 300m at 10%. This is a hugely demanding end to a brutal day in the saddle.



AOSTA
PIEDMONT

SP50

SP50

SP50

Lago Serrù

SP50

Strada Provinciale 5

**There is a
special place
in he'll for
autocorrect**








// INRNG

the Inner Ring @inrng

13s

Next challenge for Giro today is the finish in a national park, which part explains why race hasn't visited the Nivolet before. No-fly zone near finish + park rangers aboard TV helicopters to ensure chamois and nesting eagles not disturbed





Nirmal Purja MBE: "Project Possible - 14/7" on Wednesday

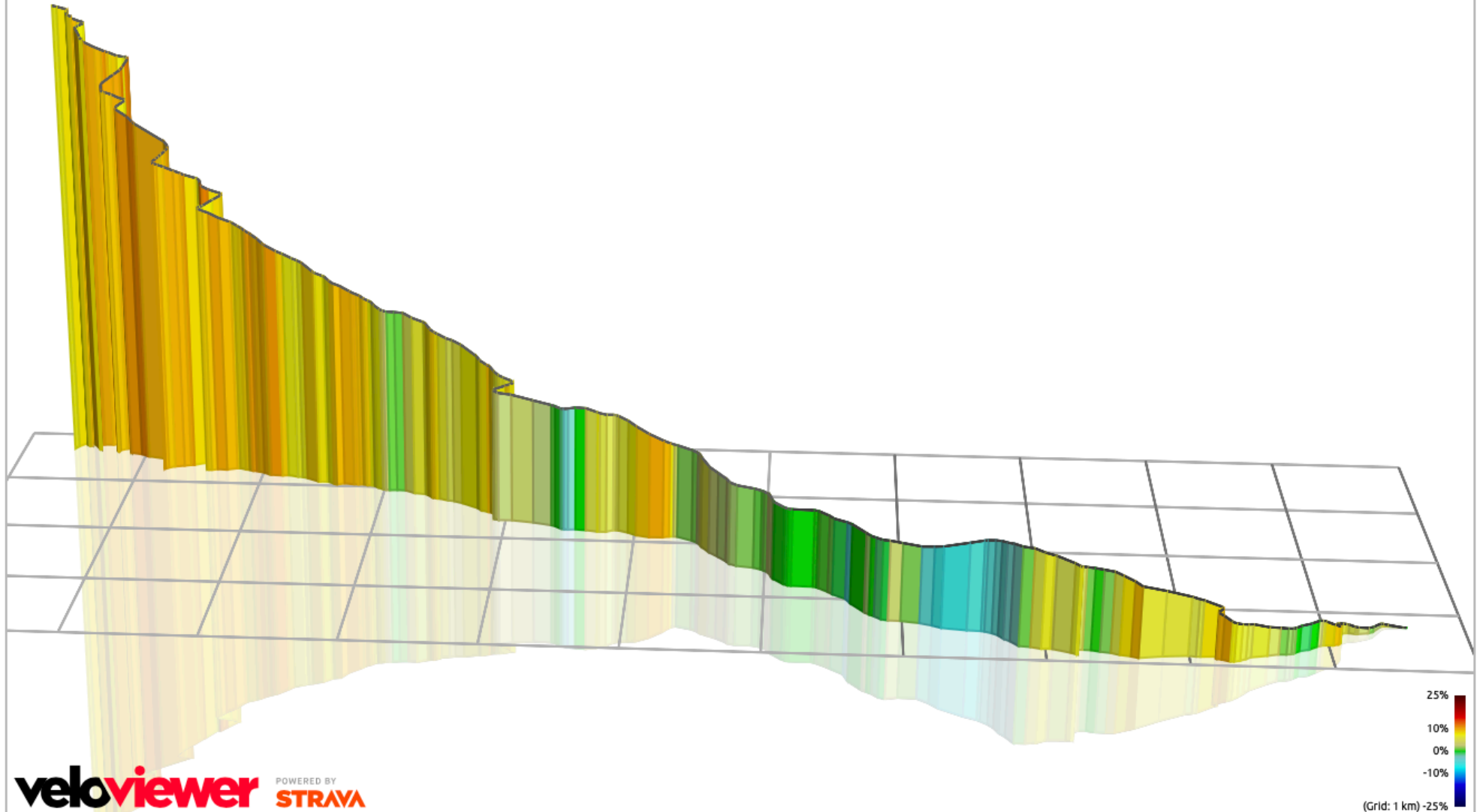




S&S 2018

3D 2D Spin 3D Print

14.6km at 5.0%



veloviewer POWERED BY STRAVA

View full details on [veloviewer](#)

The final 14.6km rises at an average of 5.1%, but the last 4.6km of the stage rises at 9.4%, with the final 300m at 10%. This is a hugely demanding end to a brutal day in the saddle.



Chris Froome  @chrisfroome

12m

Replying to [@RichardsChris81](#) [@giroditalia](#)

...if anyone should be capable of riding while staring at their stem...

 2  7.6  126 

ORDINE D'ARRIVO

13ª TAPPA

1	ILNUR ZAKARIN		TKA		5h 34' 40"
2	MIKEL NIEVE ITURRALDE		MTS		35"
3	MIKEL LANDA MEANA		MOV		1' 20"
4	RICHARD CARAPAZ		MOV		1' 38"
5	BAUKE MOLLEMA		TFS		1' 45"
6	RAFAL MAJKA		BOH		2' 07"
7	PRIMOZ ROGLIC		TJV		2' 57"
8	VINCENZO NIBALI		TBM		2' 57"
9	PAVEL SIVAKOV		INS		3' 34"
10	DAVIDE FORMOLO		BOH		3' 50"

General classification after stage 13

- 1 Jan Polanc (Slo) UAE Team Emirates 54:28:59
- 2 Primož Roglič (Slo) Team Jumbo-Visma 0:02:25
- 3 Ilnur Zakarin (Rus) Katusha-Alpecin 0:02:56
- 4 Bauke Mollema (Ned) Trek-Segafredo 0:03:06
- 5 Vincenzo Nibali (Ita) Bahrain-Merida 0:04:09
- 6 Richard Carapaz (Ecu) Movistar Team 0:04:22
- 7 Rafal Majka (Pol) Bora-Hansgrohe 0:04:28
- 8 Mikel Landa (Spa) Movistar Team 0:05:08
- 9 Pavel Sivakov (Rus) Team Ineos 0:07:13
- 10 Miguel Angel Lopez (Col) Astana Pro Team 0:07:48