

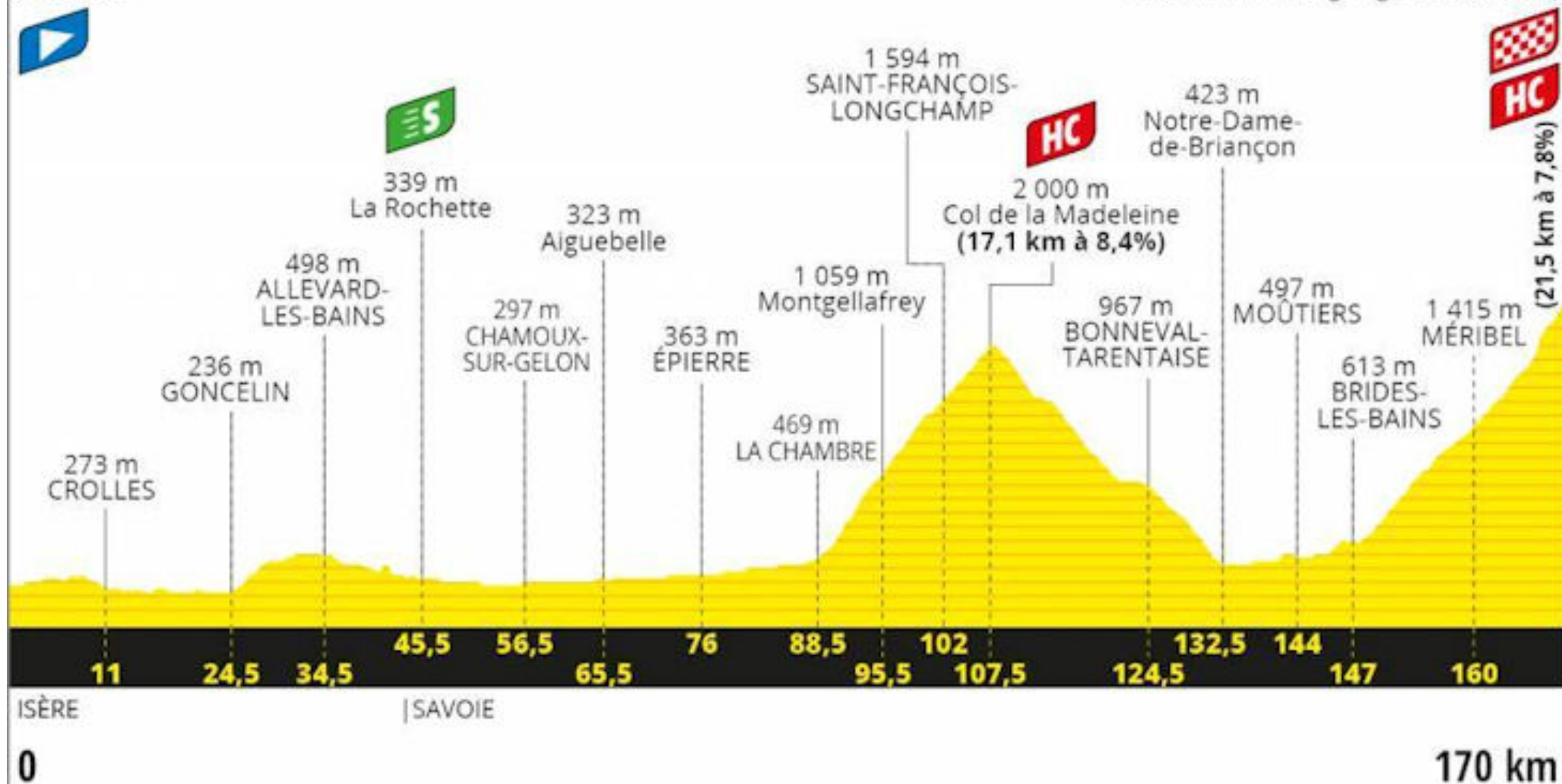
GRENOBLE

242 m



MÉRIBEL Col de la Loze

Souvenir Henri Desgrange 2 304 m

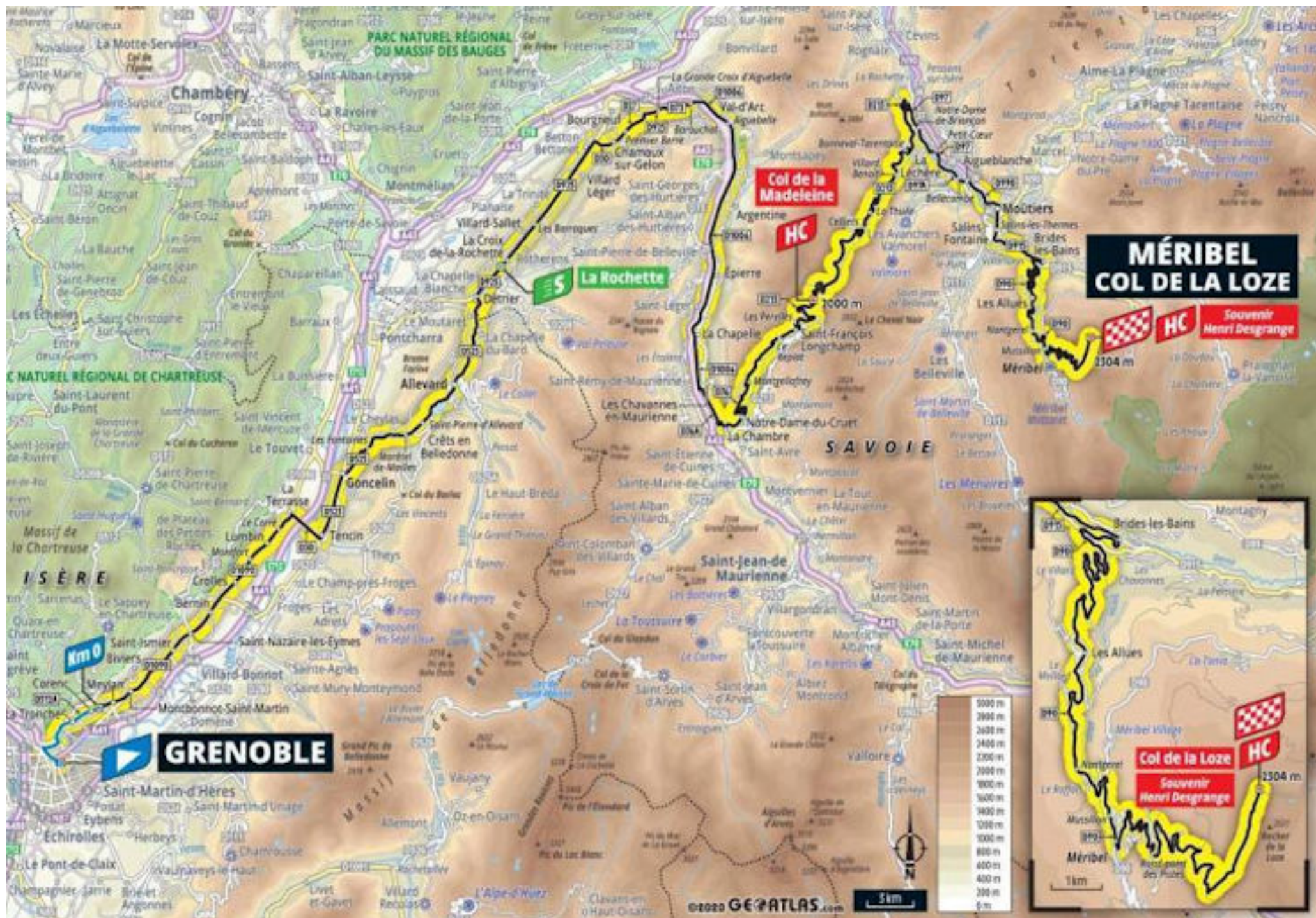


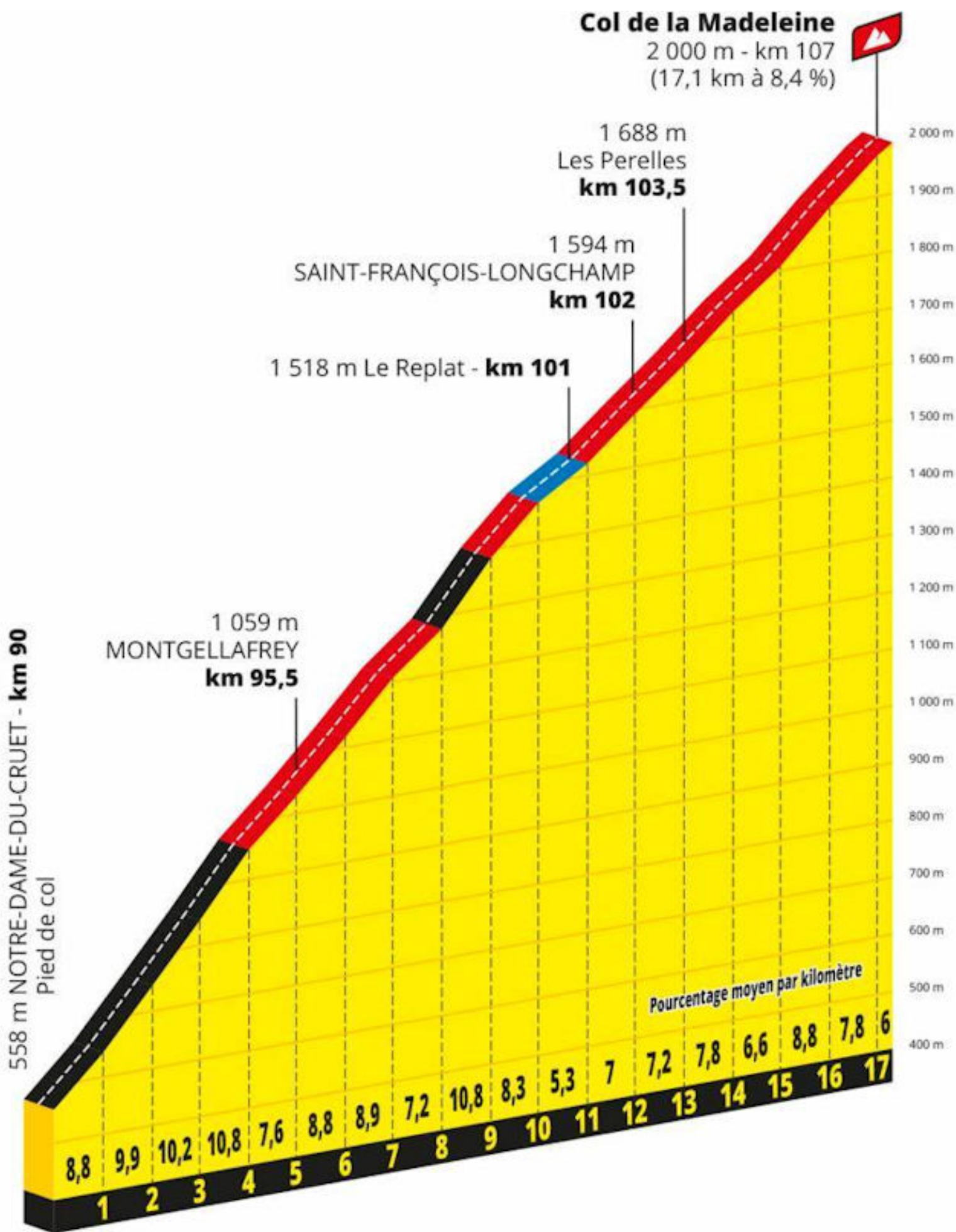
ISÈRE

SAVOIE

0

170 km





633 m BRIDES-LES-BAINS (près) (D915-D90) - km 146,5

1 075 m LES ALLUES - km 151,5

1 299 m Nantgerel - km 155,5

1 378 m Mussillon - km 157
1 415 m MÉRIBEL - km 157,5

1 638 m Rond-point des Pistes - km 160,5

MÉRIBEL
Col de la Loze
2 304 m - km 168
(21,5 km à 7,8 %)

Pourcentage moyen par kilomètre


7,8 7,6 8,6 7,3 7,9 6,8 7,2 6,4 5,4 4,6 6 7,3 8,2 5,7 8,9 7,7 6,6 11,2 11 9,5 9,3 9,7

1 2 3 4 5 6 7 8 9 10 11 12 13 14 15 16 17 18 19 20 21

2 300 m
2 200 m
2 100 m
2 000 m
1 900 m
1 800 m
1 700 m
1 600 m
1 500 m
1 400 m
1 300 m
1 200 m
1 100 m
1 000 m
900 m
800 m
700 m
600 m
500 m



As the end of the Tour draws near
Our collective sentiment is “what a year”
It was great to touch base
And follow the race
With my Nutty friends so dear
























LAURENT BROCHARD

jacco
photos



TEAM CASTORAMA 1994



6:08 AM Wed Sep 16

67.6 KM	LEADERS	CHASE 1	+1:23	YELLOW GROUP	+2:41	CHASE 3	+3:47	GREEN GROUP	+9:45
2:37:48	+00:00	L. KAPPA							

NBC5 LIVE

HTT **TOUR DE FRANCE** **STAGE WINS** **STAGE 5** Wout Van Aert Team Jumbo - Visma **BEI**

LOW WILKIN
Patriots - Sun
Sun 8:20P



633 m BRIDES-LES-BAINS (près) (D915-D90) - km 146,5

1 075 m LES ALLUES - km 151,5

1 299 m Nantgerel - km 155,5

1 378 m Mussillon - km 157
1 415 m MÉRIBEL - km 157,5

1 638 m Rond-point des Pistes - km 160,5

MÉRIBEL
Col de la Loze
2 304 m - km 168
(21,5 km à 7,8 %)

Pourcentage moyen par kilomètre

7,8 7,6 8,6 7,3 7,9 6,8 7,2 6,4 5,4 4,6 6 7,3 8,2 5,7 8,9 7,7 6,6 11,2 11 9,5 9,3 9,7

1 2 3 4 5 6 7 8 9 10 11 12 13 14 15 16 17 18 19 20 21

2 300 m
2 200 m
2 100 m
2 000 m
1 900 m
1 800 m
1 700 m
1 600 m
1 500 m
1 400 m
1 300 m
1 200 m
1 100 m
1 000 m
900 m
800 m
700 m
600 m
500 m



1

 MIGUEL ANGEL LOPEZ

141

ASTANA PRO TEAM

04h 49' 08"

-



2

 PRIMOŽ ROGLIČ

11

TEAM JUMBO - VISMA

04h 49' 23"

+ 00h 00' 15"



3

 TADEJ POGACAR

131

UAE TEAM EMIRATES

04h 49' 38"

+ 00h 00' 30"

4

 SEPP KUSS

16

TEAM JUMBO - VISMA

04h 50' 04"

+ 00h 00' 56"

5

 RICHIE PORTE

101

TREK - SEGAFREDO

04h 50' 09"

+ 00h 01' 01"

6

 ENRIC MAS

94

MOVISTAR TEAM

04h 50' 20"

+ 00h 01' 12"

7

 MIKEL LANDA

61

BAHRAIN - MCLAREN

04h 50' 28"

+ 00h 01' 20"

8

 ADAM YATES

161

MITCHELTON - SCOTT

04h 50' 28"

+ 00h 01' 20"

9

 RIGOBERTO URAN

71

EF PRO CYCLING

04h 51' 07"

+ 00h 01' 59"

10













 TOM DUMOULIN

14

TEAM JUMBO - VISMA

04h 51' 21"

+ 00h 02' 13"

1		 PRIMOŽ ROGLIČ	11	TEAM JUMBO - VISMA	74h 56' 04"	-	B : 33"
2		 TADEJ POGACAR	131	UAE TEAM EMIRATES	74h 57' 01"	+ 00h 00' 57"	B : 32"
3		 MIGUEL ANGEL LOPEZ	141	ASTANA PRO TEAM	74h 57' 30"	+ 00h 01' 26"	B : 10"
4		 RICHIE PORTE	101	TREK - SEGAFREDO	74h 59' 09"	+ 00h 03' 05"	B : 4"
5		 ADAM YATES	161	MITCHELTON - SCOTT	74h 59' 18"	+ 00h 03' 14"	B : 12"
6		 RIGOBERTO URAN	71	EF PRO CYCLING	74h 59' 28"	+ 00h 03' 24"	-
7		 MIKEL LANDA	61	BAHRAIN - MCLAREN	74h 59' 31"	+ 00h 03' 27"	-
8		 ENRIC MAS	94	MOVISTAR TEAM	75h 00' 22"	+ 00h 04' 18"	-
9		 TOM DUMOULIN	14	TEAM JUMBO - VISMA	75h 03' 27"	+ 00h 07' 23"	-

